

**METROPLAST**



**BF BUFFER MANUAL**

## **CONTENTS**

<b>1. PRODUCT INTRODUCTION .....</b>	<b>3</b>
<b>2. PRODUCT SELECTION CRITERIA .....</b>	<b>3</b>
<b>3. INSTALLATION .....</b>	<b>4</b>
<b>4. MAINTENANCE .....</b>	<b>5</b>
<b>5. COMMISSIONING .....</b>	<b>5</b>
<b>6. SHIPMENT AND PACKAGING .....</b>	<b>6</b>
<b>7. WARNINGS .....</b>	<b>8</b>
<b>8. CERTIFICATES .....</b>	<b>9</b>

## 1. PRODUCT INTRODUCTION:

It is intended to prevent the cabinet or counter weight from crashing to the bottom of the lift shaft due to the movements of the cabinet and counter weight out of the boundaries of the cruising range.

The buffer, having a characteristic of storing energy, can be used as cabinet and counter weight buffer in all elevators within the usage boundaries provided.

## 2. PRODUCT SELECTION CRITERIA

Production selection process should be performed by taking two conditions into consideration:

a) - According to the declared speed of elevator:

Since the capacity of the buffer varies depending on the cruising speed of elevator, the value of speed should be considered during the selection process.

b) - According to the load to be carried:

This selection should be carried in appropriate operating range according to the maximum load of the cabinet (P+Q) and that of counter weight.

Product Selection Table

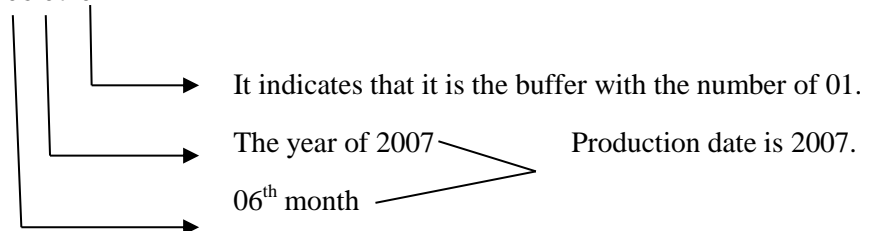
PRODUCT TYPE	DECLARED SPEED	CAPACITY WEIGHT
BF 150	1 m / s	400 kg.....900 kg
BF 200	1 m / s	800 kg.....1770 kg

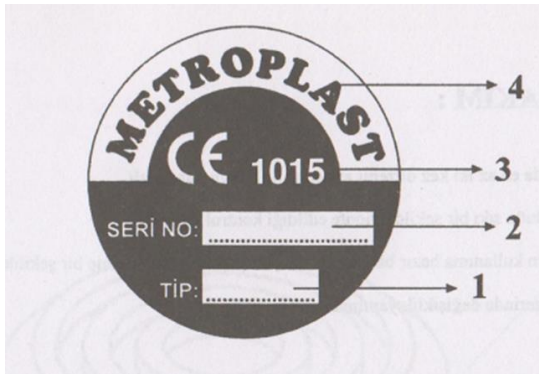
Serial numbers and types of the products are specified on the products.

They are set forth as product types of BF 150 – BF 200

Explanation of serial number:

Example: SERIAL NO: 06 07 01





<b>1</b>	<b>PRODUCT TYPE</b>
<b>2</b>	<b>SERIAL NUMBER</b>
<b>3</b>	<b>CERTIFICATE NUMBER</b>
<b>4</b>	<b>MANUFACTURING COMPANY</b>

### 3. INSTALLATION:

- a) The buffer should be installed in the cruising shaft bottom by the help of side connection flanges.
- b) When it is positioned onto a support, the whole bottom surface of the buffer should be on the support (otherwise, deformations can be led to) and all necessary precautions should be taken in order that the load can remain stable.
- c) IT IS ESSENTIAL THAT THE PLATFORM OR CONSTRUCTION ONTO WHICH THE BUFFER IS TO BE INSTALLED BE IN THE STRENGTH TO CARRY LOAD COMING TO THE BUFFERS.**
- d) In multiple usages, heights of the buffers should be in the same level and they should be placed in way that the load is equally distributed. Same type of buffers should be selected in multiple usages.
- e) The load coming onto the buffer (buffer crashing plate) should have a surface in a size that can cover the whole upper surface of the buffer.

#### **4. MAINTENANCE**

- a) Maintenance must be performed at regular intervals twice a year at least.
- b) It should be checked whether the product is strictly installed.
- c) The product is delivered as ready to be used, so under no circumstances should any change be made on the product.

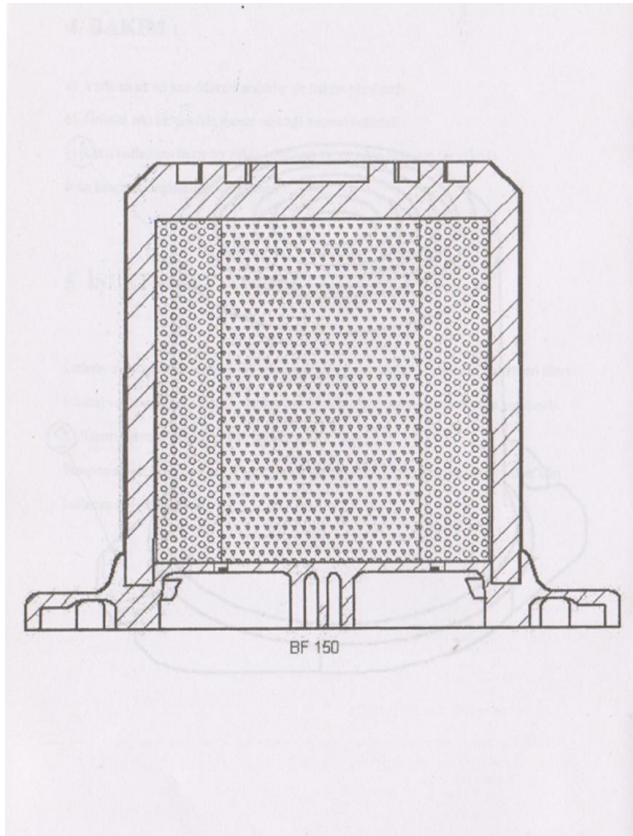
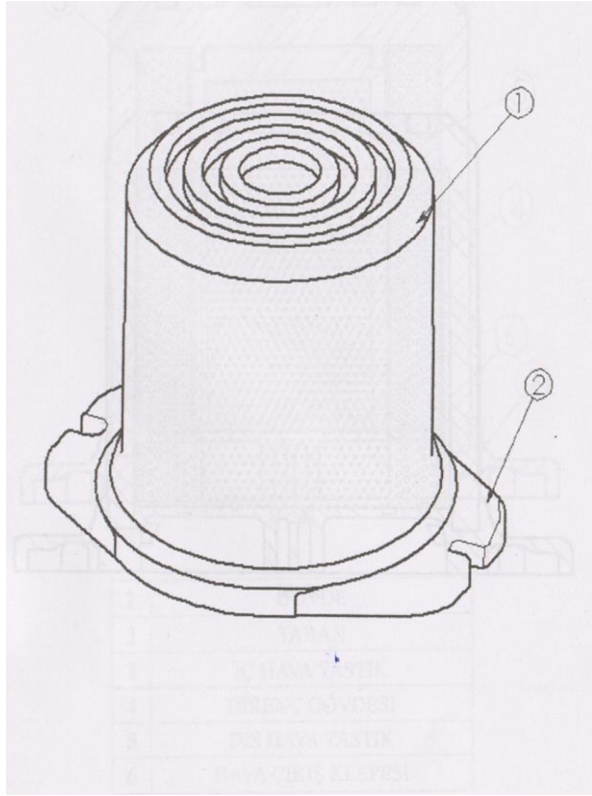
#### **5. COMMISSIONING**

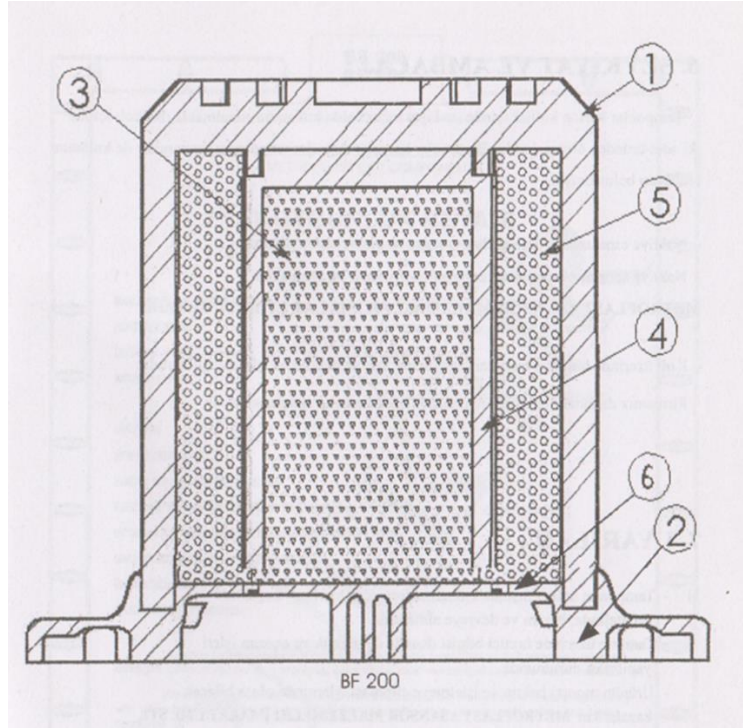
Please take necessary precautions for the labor safety of personnel that will install the product and work in this installation process.

Installation and commissioning processes should be performed by the staff having been educated in the related works.

This user manual should constantly be preserved.

The buffer should be operated only in the ranges of declared speed and load. It is not suitable to be used for any other purpose.





1	BODY
2	BOTTOM
3	INNER AIR CUSHION
4	RESISTANCE BODY
5	OUTER AIR CUSHION
6	AIR OUTLET VALVE

## 6. SHIPMENT AND PACKAGING:

Buffers are presented for use inside the cardboard boxes as ready to be used. One of such boxes includes two products. Type numbers and usage ranges of such products are determined according to their capacity values.

- Please make sure that products have not been damaged during the shipment.
- Damages to occur following the shipment should be documented and such records should be sent to **METROPLAST ASANSÖR MALZEMELERİ İMALAT LTD. ŞTİ.**
- Shipment and storage processes should be performed in accordance with the signs on the boxes.
- Damages that can possibly occur in shipment processes to be performed out of our company are on the responsibility of customers.

## 7. WARNINGS

1) **METROPLAST ASANSÖR MALZEMELERİ İMALAT LTD. ŞTİ** shall not be held responsible for any accident that can possibly result from;

- The usage of the buffer apart from its aim, its improper installation, maintenance and commissioning processes,
- Performing any change and repair works on the buffer without the knowledge of the manufacturer,
- The processes of installation, maintenance and commissioning.

2) Product selection criteria should be determined from the table according speed and capacity. In multiple usages, same type of products should be used and they should be adjusted in a way that the load is evenly distributed.

3) In multiple usages onto one platform, bottoms and upper surfaces of buffers should be in the same plane.

4) It is essential that the plate of buffer under the cabinet be in sufficient size at the moment of crashing to the buffers.





Strojirenský zkušební ústav, s.p.  
Notified body, identification No. 1015

# CERTIFICATE

EC TYPE EXAMINATION  
Module B

No.: I-61-13786/11/ZZ

issued by the part A of the Annex V of the Directive of the European Parliament and Council 95/16/EC

Manufacturer:

**METROPLAST ASANSÖR MALZEMELERİ LTD. ŞTİ.**

Hürriyet Mh. Ulus Cad. Erler Sk.No:5 Kartal-Istanbul-Turkey

Product:

## Safety components

**Energy-accumulating shock absorbers: either non-linear**

Type:

**BF**

Versions:

**BF 150, BF 200**

Product specification:

**See Annex No. I-61-13786/11/ZZ/1**

The above introduced notified body by this Certificate **certifies conformity** of the subject sample of safety component properties with requirements of the

## Directive of the European Parliament and Council 95/16/EC by Annex V, part A (module B)


Base for this Certificate issuing is carried out conformity assessment by the module B, evaluated in the part I. of the Inspection findings, Inspection report No. 66-5682 dated November 30, 2011. Integral part of this Certificate is the Annex No. I-61-13786/11/ZZ/1 dated November 30, 2011.

Rules for treatment with the Certificate are introduced in conclusion of the Inspection report.

Validity of the Certificate EC type examination is limited on period of 10 years.

In Brno, on November 30, 2011



  
Ing. Jiří Rozsival, MBA  
Deputy Director

The Certificate consists of 1 page  
+ 1 page of the Annex.

Strojirenský zkušební ústav, s. p., Hudcova 56b, 621 00 Brno, Česká republika  
Engineering Test Institute, public enterprise, Hudcova 56b, 621 00 Brno, Czech Republic

[www.szutest.cz](http://www.szutest.cz)